




DIRECCIÓN GENERAL DE EDUCACIÓN SECUNDARIA
TÉCNICA

ESCUELA SECUNDARIA TÉCNICA NO. 86



GUÍA DE ESTUDIO
INGLÉS II
TERCER BIMESTRE

CICLO ESCOLAR 2017-2018

ALUMNO: _____ GRUPO: _____

PROFESOR: _____ TUTOR: _____

POR UN

MÉXICO MEJOR

Unit III

Second Grade

Social practice of the language

Participate in language games to work with specific linguistic aspects.

Environment

Literary and ludic.

Specific competency

Participate in language games in order to identify sentence rhythm, stress, and intonation.

Product A

Hangman game.

Achievements

- ➡ Identifies the stress of specific sentence parts.
- ➡ Reads and writes sentences to practice rhythm, intonation, and stress.
- ➡ Contrasts the stress of words, both on their own and within sentences.

HANGMAN GAME

1 Put the words in the correct category according to the number of syllables they have.

1 Syllable	2 Syllables	3 Syllables	4 Syllables

pledge
evaporate
operate
aspects
energy
fudge
conditioner
Japanese
creature
employee

2 Underline the stressed syllable.

1. pledge
2. evaporate
3. operate
4. aspects
5. energy
6. fudge
7. conditioner
8. Japanese
9. creature
10. employee

Hangman game

Rules For Hangman Word Game

Introduction

Hangman is a popular word guessing game where the player attempts to build a missing word by guessing one letter at a time. After a certain number of incorrect guesses, the game ends and the player loses. The game also ends if the player correctly identifies all the letters of the missing word.

Hangman is a classic paper and pencil game.

NUMBER OF PLAYERS: 2 (or more). 1 must be the executioner, and 1 or more letter guessers.

WHAT'S NEEDED TO PLAY? A pencil and some paper are needed to play the game.

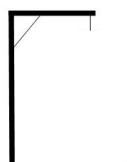
SET UP: Either prints out some pre-prepared hangman pages or draw a simple gallows and write out the alphabet above or below the gallows.

HOW TO PLAY: Choose one person to be the executioner. That person will think of a word or short phrase and mark out blanks (short lines) for each letter of each word. Separate words with a slash, a fairly wide gap, or place words on separate lines. Then another player will guess a letter. If that letter is in the word(s) then write the letter in everywhere it would appear, and cross out that letter in the alphabet. If the letter isn't in the word then add a body part to the gallows (head, body, left arm, right arm, left leg, right leg). The player will continue guessing letters until they can either solve the word (or phrase) or all six body parts are on the gallows.

TO WIN: The executioner wins if the full body is hanging from the gallows. The guesser(s) wins if they guess the word before the person is hung.

3. Choose a word write a line for each letter of the word in the box below. If a letter is guessed correctly, write on the line, If a letter is guessed wrong, draw a body part.

ABCDEFGHIJKLMN OPQRSTUVWXYZ



4. The lesson usually _____ at 9:00 a.m.

_____.
2.-They are not watching TV. They are _____ their homework.

_____.
3. Tom is _____ to music.

_____.
4. My mother is singing and _____ tea.

Unit III

Second grade

Social practice of the language

Read and rewrite informative texts from a particular field.

Environment

Academic and educational.

Specific competency

Rewrite information to explain how a machine or device works.

Product B

Poster about the operation of a machine or device


Achievements

- Selects and paraphrases sentences.
- Organizes and links main ideas and the information explaining them, in a diagram.
- Rewrites sentences in order to give explanations.

Simple Machines

I. Read and complete the next reading.

Work Bank



pitch	mounted	built	to	left
while	stick	Wrights	three	accurate
Wright	aerospace	first	and	accomplishment

To say simply that the _____ Brothers invented the airplane doesn't begin to describe their many _____. Nor is it especially _____. The first fixed-wing aircraft -- a kite _____ on a _____ - was conceived _____ flown. almost a century before Orville and Wilbur made their _____ flights. The _____ were first to design and build a flying craft that could be controlled _____ in the air. Every successful aircraft ever _____ since, beginning with the 1902 Wright glider, has had controls to roll the wings right or _____ the nose up or down, and yaw the nose from side to side. These _____ controls -- roll, pitch, and yaw -- let a pilot navigate an airplane in all three dimensions, making it possible to fly from place _____ place. The entire _____ business, the largest industry in the world, depends on this simple but brilliant idea.

2. Read the instructions and answer the questions.

This is the Princess and the Dragon

It's a fun game begin to play, draw a Princess on one side of the board. She is tied to a post. Draw six ropes around her. Then draw a Dragon on the other side of the board. Draw six ocean waves between them. Make twelve questions from your textbook on pieces of paper. Form two teams. One team is the Princess and the other team is the Dragon. First, the Princess team chooses a piece of paper and asks the Dragon team a question. If the Dragons answer correctly, one wave is erased. If they answer incorrectly, one rope is erased. Then, the Dragons choose a

paper and ask a question. If all the ropes are erased first, the Princess wins and she escapes. If all the waves are erased first, the dragon eats the Princess.

1 What is the objective of the game?

2 What two figures do you draw on the board?

3 What separates them?

4 What happens if the Princess wins?

5 What happens if the Dragon wins?

3. The following are instructions for making French Bread. Order them.

_____ Plug it in and the indicator will light up with flashing zeros.

_____ Press the start button once to turn it on.

_____ Put the liquid ingredients in the pan.

_____ The timer will let you know when the bread is ready.

_____ Select the desired bread setting and bread color.

_____ Put the pan in the machine.

_____ Add the dry ingredients.

4. Match the phrasal verbs to their meanings.

1. **Put** the wallet **in** the bag.

2. **Plug** the toaster **in**.

3. **Turn on** the lights.

4. **Count on** the alarm to wake you.

5. **Wake up** early in the morning.

a) connect


b) stop sleeping

c) move to a specific position

d) make something work

e) depend on

Hot Foods Burn Like Fire



Across

1. tool used for eating liquids
3. opening where food enters the body
4. burns cause watery _____
5. examination, quiz
11. how much heat
14. to flip over the food (3 words)
17. high heat
19. liquid used for tea and soup
20. how much _____ does it take?
21. Human body covering
22. fleshy body part located in mouth
23. get assistance (3 words)
24. steam causes this on skin

Down

2. to prevent injuries
3. setting between high and low heat (2 words)
6. hot liquid food (eg. chicken noodle)
7. burns and blisters are examples of an _____
8. to mix with a spoon
9. a very warm place
10. hot objects can cause _____
12. part of the hospital
13. place for sick and hurt people
15. hand covers worn when taking hot things from the oven
16. hot air given off by hot foods
18. should be marked by a warning sign to reduce injury

